



Helpful Tips | Rise and Shine Classroom Resources

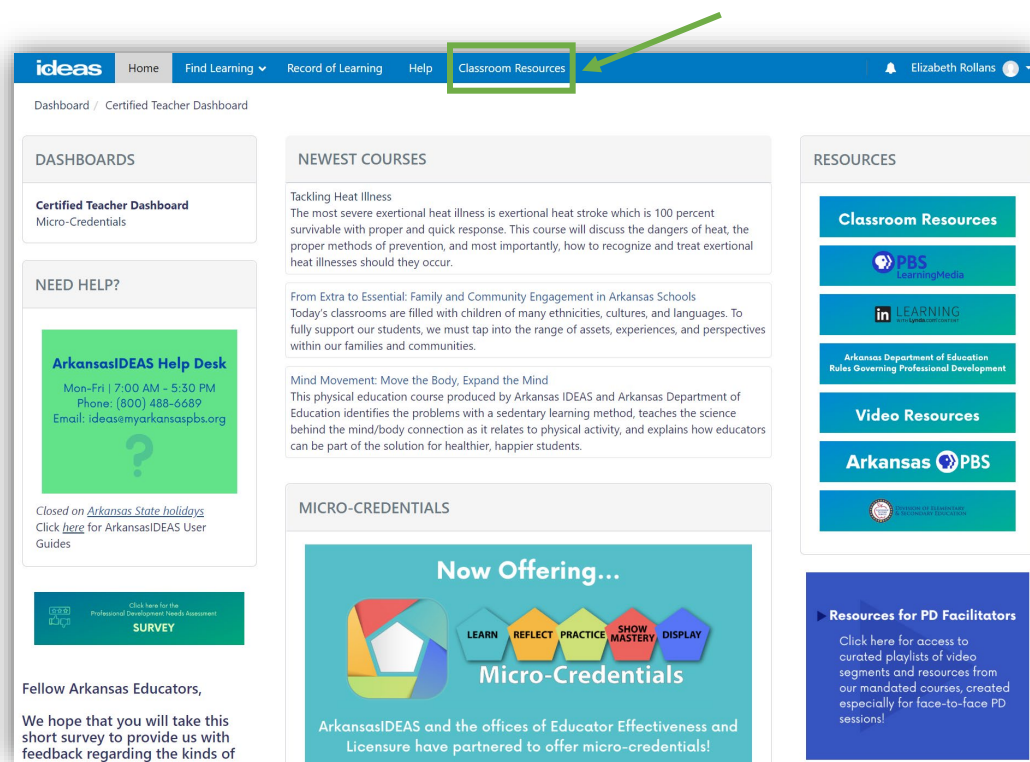
Table of Contents

Page 2:	<u>Navigating to the ArkansasIDEAS Classroom Resources Page</u>
Page 3:	<u>Navigating to the Rise and Shine Classroom Resources Site</u>
Page 4:	<u>Finding Downloadable Resources on the Rise and Shine Classroom Resources Site</u>
Page 5:	<u>All Downloadable Resources Available on the Rise and Shine Classroom Resources Site</u>
Page 6:	<u>Downloading Power Packets</u>
Page 7:	<u>Filtering Video Resources Available at the Rise and Shine Classroom Resources Site</u>
Page 8:	<u>Creating a Free PBS LearningMedia Account</u>
Page 9:	<u>Locating Accompanying Support Materials</u>
Page 10:	<u>PBS LearningMedia Features</u>
Page 11:	<u>More PBS LearningMedia Features</u>
Page 12:	<u>PBS LearningMedia Tutorials</u>

Rise and Shine Classroom Resources Navigation

Navigating to the ArkansasIDEAS Classroom Resources Page

- If you are starting off already logged in to the ArkansasIDEAS LMS at ArkansasIDEAS.org, click the “Classroom Resources” tab.



- Alternatively, if you are not already logged in to ArkansasIDEAS, you can go straight to this website:

ArkansasIDEAS.org/classroomresources

Rise and Shine Classroom Resources Navigation

Navigating to the Rise and Shine Classroom Resources Site

From here (ArkansasIDEAS.org/classroom-resources), click on the link for the Rise and Shine Classroom Resources page.

CLASSROOM RESOURCES

Brought to you by ArkansasIDEAS

Check Back Often!

More classroom resources will become available periodically.

Rise and Shine Classroom Resources

"Rise and Shine" is an educational program featuring video lessons with some of Arkansas's best teachers including Arkansas Teachers of the Year, virtual field trips to amazing locations and organizations all around the state, educational music videos, and more!

This page will connect you with standards-aligned educational resources from all seasons of "Rise and Shine." There are currently more than 90 video resources available in a variety of subject areas and grade levels, housed on PBS LearningMedia, where you will find accompanying materials and useful tools such as the ability to assign videos to students, create quizzes, or integrate selected resources into Google Classroom.

Tackling Heat Illness

Arkansas summers are hot, and according to the National Weather Service, the days are likely to become hotter. Consequently, exertional heat illnesses are a valid concern for coaches, trainers, parents, and students who participate in summer activities such as practices and competitions. The most severe exertional heat illness is exertional heat stroke which is 100 percent survivable with proper and quick response. The resources found here will provide critical information in recognizing and treating heat illness, including both video resources and infographics written in student friendly language that coaches and trainers can hand out or display.

Rise and Shine Classroom Resources Helpful Tips

Finding Downloadable Resources on the Rise and Shine Classroom Resources Site

The main resources that will display in the center of the page are the Video Resources, but we have much more to explore in addition to those! Use the buttons within the side menu to navigate to other pages and resources, including:

- Power Packets – Downloadable activity booklets available in both English and Spanish
- All Downloads – Other downloadable resources, including an informational e-book about sloths created especially for one of our video lessons featuring Randi House, as well as a “Helping All Learners” PDF, originally created to provide parents with tips and resources that might be helpful while working through Power Packets with their students

The screenshot shows the Arkansas PBS Rise and Shine Classroom Resources website. At the top, there's a header with five circular portraits of hosts and the 'RISE AND SHINE' logo. Below this is the 'Classroom Resources' title and a 'Video Resources | Rise and Shine' section. A search bar and filters are present. A side menu on the left contains buttons for 'Video Resources', 'Power Packets', 'All Downloads', 'Helpful Tips', 'About Rise and Shine', 'Return to Rise and Shine', and 'Return to Top'. A green arrow points to the 'Power Packets' button. The main content area displays a video resource titled 'Field Trip: Central Arkansas Library System | Rise and Shine: Social Studies Time' with a description and a thumbnail image of a library.



Rise and Shine Classroom Resources

All Downloads

All Downloadable Resources Available on the Rise and Shine Classroom Resources Site

Clicking “All Downloads” from the previous section will bring you here, where you have these options.

Downloadable Resources | Rise and Shine

Each season of *Rise and Shine*, Arkansas PBS has produced Power Packet summer learning booklets and other resources to support and extend the featured video lessons! Use the buttons below to find out more information and download each resource provided.



[Power Packets](#)[Helping All Learners PDF](#)[Sammy's School of Sloths eBook & Video Lesson](#)

About | Rise and Shine

Rise and Shine began as an educational television program for kids in kindergarten through fifth grade. Created through a collaboration between Arkansas PBS and the Arkansas Department of Education's Division of Elementary and Secondary Education, *Rise and Shine* features video lessons with some of Arkansas's best teachers, virtual field trip videos to amazing locations and organizations all around the state, educational music videos, and downloadable resources including *Rise and Shine* Power Packets, which are summer learning workbooks designed by Arkansas teachers that are available in both English and Spanish.

[Meet the Teachers](#)[Just for Fun](#)

For some behind the scenes fun, please visit [this page](#) or view our [photo gallery](#).



Rise and Shine Classroom Resources

All Downloads

Downloading Power Packets

Selecting Power Packets will bring you to this page, where you can download Power Packets in either English or in Spanish.



SUMMER LEARNING

Rise and Shine is an educational program featuring video lessons with some of Arkansas's best teachers, virtual field trips to amazing locations and organizations all around the state, educational music videos, and more!

[Return to Classroom Resources](#)

Power Packets

Each season of *Rise and Shine*, Arkansas PBS has provided Power Packet summer learning booklets and other resources to support and extend the featured video lessons of the broadcast! Each Power Packet contains Power Pages with learning activities for grades K-2 and 3-5 as well as tips for how families might support their child as they work. Power Packets are available in both English and Spanish!



Volume 1

- Power Packet 1-1 [English](#) | [Spanish](#)
- Power Packet 1-2 [English](#) | [Spanish](#)
- Power Packet 1-3 [English](#) | [Spanish](#)
- Power Packet 1-4 [English](#) | [Spanish](#)
- Power Packet 1-5 [English](#) | [Spanish](#)
- Power Packet 1-6 [English](#) | [Spanish](#)

Volume 2

- Power Packet 2-1 [English](#) | [Spanish](#)
- Power Packet 2-2 [English](#) | [Spanish](#)
- Power Packet 2-3 [English](#) | [Spanish](#)
- Power Packet 2-4 [English](#) | [Spanish](#)
- Power Packet 2-5 [English](#) | [Spanish](#)
- Power Packet 2-6 [English](#) | [Spanish](#)



Rise and Shine Classroom Resources

Helpful Tips

Filtering Video Resources Available at the Rise and Shine Classroom Resources Site

From the main page of the Rise and Shine Classroom Resources site, use the search bar and filter options indicated in the screenshot below to find video resources based on a keyword, such as "fractions," a grade level, or a subject area.

The screenshot shows the main page of the Rise and Shine Classroom Resources website. At the top, there is a banner with five circular portraits of educators and the "RISE AND SHINE" logo. Below the banner, the text "AR PBS Classroom Resources" is displayed, along with a logo for the "DIVISION OF ELEMENTARY & SECONDARY EDUCATION".

On the left side, there is a "SUMMER LEARNING" section with a "RISE AND SHINE" logo and a description of the program. Below this, there are two buttons: "Video Resources" and "Power Packets".

The main content area is titled "Video Resources | Rise and Shine" and includes a paragraph explaining that each resource link leads to a video page on PBS LearningMedia. Below this, a statement reads: "Made by Arkansas educators, for Arkansas educators, all aligned to Arkansas standards!".

A search and filter section is highlighted with a green box. It contains a "Search" input field with the placeholder "Enter keyword", a "Filters" section with a "Grade" dropdown menu, and a "Subject Area" dropdown menu. A green arrow points to the "Subject Area" dropdown menu. Below the search bar, a message states: "Start typing in the search bar or use the filters to filter the list. If the list is blank, clear the search bar and try a different keyword."

Below the search bar, there is a video thumbnail showing a library interior. To the right of the thumbnail, the title "Field Trip: Central Arkansas Library System | Rise and Shine: Social Studies Time" is displayed, followed by the text "Social Studies for Grade(s) 1". A paragraph of text describes the video content, mentioning Abby Kerby and the Central Arkansas Library System.

Rise and Shine Classroom Resources Tips for Using PBS LearningMedia

Creating a Free PBS LearningMedia Account

Log in or sign up for a free account so that when you view standards you will default to viewing Arkansas state standards instead of national standards, and so that you can more easily connect your PBS LearningMedia account to other services you use with your students such as Google Classroom.

The screenshot shows the PBS LearningMedia website interface. At the top, the navigation bar includes the PBS LearningMedia logo, the text 'Arkansas PBS', a search bar, and buttons for 'Sign in' and 'Sign up for free!'. A green box highlights the 'Sign up for free!' button, with a green arrow pointing to it from the right. Below the navigation bar, the main content area features the title 'Clothesline Math | Rise and Shine: Math Time'. Underneath the title, it says 'Video', 'Grades: 3-5', and 'Collection: Rise and Shine'. A large video player is centered on the page, showing a teacher in a classroom setting. To the left of the video player are sharing options: 'Share to Google Classroom', 'Share link with students', 'Build a lesson', 'Social share', and 'Favorite'. To the right of the video player are two sections: 'Support Materials for Teachers' and 'Support Materials for Use with Students'. Each section lists an 'ACTIVITY' titled 'Activity with Handout'. Below these sections is a 'You May Also Like' section featuring a video titled 'Equivalent Fractions | Rise and Shine: Math Time'. At the bottom of the page, there is an 'About' section with text about the 2021 Arkansas Teacher of the Year Susanna Post and a 'Standards' tab. A 'Permitted use Stream Only' notice is also visible.

Rise and Shine Classroom Resources Tips for Using PBS LearningMedia

Locating Accompanying Support Materials

In the section indicated below, look for support materials that accompany the featured *Rise and Shine* video lesson. Many resources will contain support materials for teachers as well as handouts and other materials that are intended to be used with students as needed.

The screenshot shows the PBS LearningMedia website interface. At the top, there's a navigation bar with 'Subjects', 'Grades', and 'Student site' dropdowns. The main title is 'Clothesline Math | Rise and Shine: Math Time'. Below the title, there's a video player showing a teacher in a classroom setting. To the right of the video player, there's a sidebar with 'Support Materials for Teachers' and 'Support Materials for Use with Students' sections. A green box highlights these two sections, and a green arrow points to the 'Support Materials for Teachers' section. Below the video player, there's an 'About' section with text about the 2021 Arkansas Teacher of the Year Susanna Post. At the bottom right, there's a 'You May Also Like' section with a video thumbnail for 'Equivalent Fractions | Rise and Shine: Math Time'.

Support Materials for Teachers

ACTIVITY
Activity with Handout

Support Materials for Use with Students

ACTIVITY
Activity with Handout

HANDOUTS
Show What You Know! Clothesline Math
Words to Know: Clothesline Math

You May Also Like

Equivalent Fractions | Rise and Shine: Math Time

Rise and Shine Classroom Resources Tips for Using PBS LearningMedia

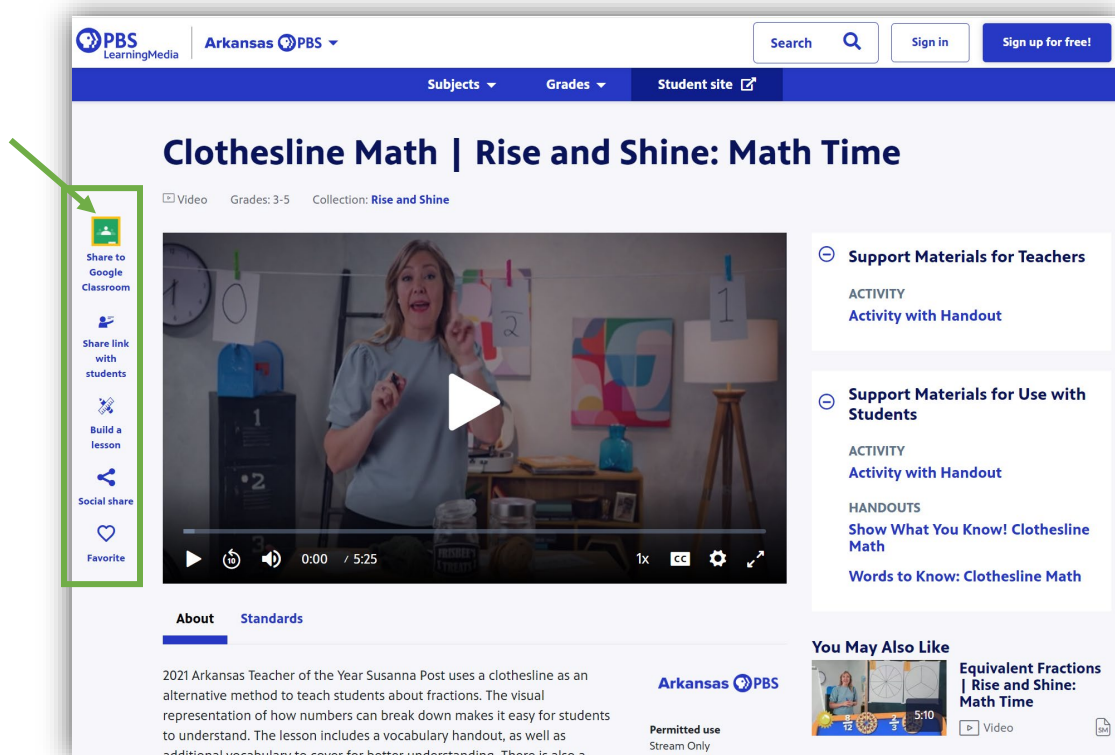
PBS LearningMedia Features

Use the features indicated in the screenshot below to:

- Share resources with your students through Google Classroom
- Share links directly with students
- Use the Lesson Builder to build a lesson utilizing PBS LearningMedia features, such as:
 - Adding instructions and additional links or information for students to view before/after watching the video resource
 - Adding questions for students to answer before or after watching

For tips on using the Lesson Builder, please visit:

<https://myarkansaspbs.pbslearningmedia.org/resource/how-to-use-lesson-builder-video/pbs-learningmedia-tutorials/>



Rise and Shine Classroom Resources

Tips for Using PBS LearningMedia

More PBS LearningMedia Features

Explore the three features indicated in the screenshot below to:

- Switch between reading the video description and viewing relevant standards
- Customize multimedia settings for:
 - Playback speed
 - Captions
 - Bitrate (for better playback on slower/faster internet speeds)
 - Full screen
- Switch between Teacher view and Student view

Clothesline Math | Rise and Shine: Math Time

Video Grades: 3-5 Collection: [Rise and Shine](#)

Share to Google Classroom
Share link with students
Build a lesson
Social share
Favorite

About Standards

2021 Arkansas Teacher of the Year Susanna Post uses a clothesline as an alternative method to teach students about fractions. The visual representation of how numbers can break down makes it easy for students to understand. The lesson includes a vocabulary handout, as well as additional vocabulary to cover for better understanding. There is also a handout for teachers to use to continue the clothesline activity with students.

Teacher view Student view

Support Materials for Teachers

ACTIVITY
[Activity with Handout](#)

Support Materials for Use with Students

ACTIVITY
[Activity with Handout](#)

HANDOUTS
[Show What You Know! Clothesline Math](#)
[Words to Know: Clothesline Math](#)

You May Also Like

[Equivalent Fractions | Rise and Shine: Mat...](#)
Video

[Comparing Fractions | Rise and Shine:...](#)

Arkansas PBS

Permitted use
Stream Only

Accessibility

Arkansas PBS

PBS LearningMedia Tutorials

PBS LearningMedia Tutorials

Visit the link below to explore PBS LearningMedia's collection of tutorial videos to learn more!

<https://myarkansaspbs.pbslearningmedia.org/collection/pbs-learningmedia-tutorials/>



PBS LearningMedia Tutorials

Collections > PBS LearningMedia Tutorials In This Collection: Video (10)

PBS LearningMedia Tutorials

Share to Google Classroom Social Share Favorite

Find tutorials that satisfy many of your burning questions on how to make the most of PBS LearningMedia. Our library of classroom-ready materials is organized by subject area, topic, and grade level, and aligned to state and national curriculum standards. Take a spin through our How-Tos, create a free account, save and organize content, and bring the world to your classroom.

How to Create an Account and Create Class Rosters | PBS LearningMedia...
This tutorial will walk you through setting up a free, PBS LearningMedia... 4:25

How to Search, Browse, and Filter Content | PBS LearningMedia Tutorials
In this tutorial, we'll review how to find content on PBS... 3:22

How to Assign and Share Content | PBS LearningMedia Tutorials
Once you have found content on PBS LearningMedia that you would like... 4:51