

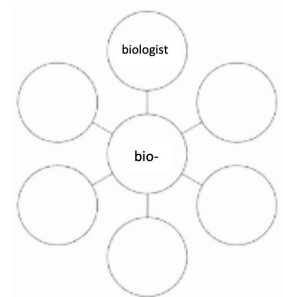
### PBS Arkansas Shows

<b>SciGirls</b>	SciGirls showcases bright, curious, real tween girls putting science, technology, engineering and math (STEM) to work in their everyday lives.
<b>Cyberchase</b>	Cyberchase is an ongoing action-adventure children’s television series focused on teaching basic STEM concepts.
<b>Arthur</b>	Arthur's goals are to help foster an interest in reading and writing, to encourage positive social skills, and to model age-appropriate problem-solving strategies.
<b>Wild Kratts</b>	Join the adventures of Chris and Martin Kratt as they encounter incredible wild animals, combining science education with fun and adventure as the duo travels to animal habitats around the globe.
<b>NOVA</b> The Planets: Mars	Among the stars in the night sky wander the eight-plus worlds of our own solar system—each home to truly awe-inspiring sights. NOVA will explore the awesome beauty of “The Planets”.
<b>Odd Squad</b>	The show focuses on two young agents, Olive and Otto, who are part of the Odd Squad, an agency whose mission is to save the day whenever something unusual happens in their town.

### Literacy Corner

Choose at least 4-6 literacy learning opportunities to practice your reading, writing and communication skills. Don't forget to grab a good book and **read daily**.

- **Morphology Word Web:** In *Dolphin Dive*, Jill was a marine **biologist**. The prefix **bio-** means life. A **biologist** is a person who studies life or living things. Create a word web to record more words with the prefix **bio-**. Create other word webs with the following prefixes: hydro-, sub-, pro-, tele-. Find your own prefixes.
- **Create a secret code** using numbers, shapes, or symbols. Write a short message and see if someone in your house can crack the code!
- **Generate questions:** The girls in *High Tech Tide* generated a list of questions before they gathered data. Pick something you're interested in and write a list of questions to help guide your exploration. Time to investigate and write down your answers as you learn about your topic
- **Create a Poster:** From the video *Workin' It Out*, we learned that physical activity keeps us fit, healthy, and strong. Create a poster or an infographic using words and pictures to show the importance of exercise.



- **Presentation:** Time for your child to be the expert! Let him or her **make a presentation** using facts and pictures about something learned this week. This can be done on paper, poster, or computer. Present for family or friends at home or by video chat.
- **Write a Summary** of your favorite show this week. Remember to include the main idea and supporting details. Be sure to add a picture.



- **Read Poetry:** Read different types of poetry in *Fun with Poetry* and answer the questions.
- **Write and Illustrate your own Poem:** In the story *Fun with Poetry*, several types of poems are described. Choose two types of poetry and create a poem about Spring to share with your family.

- **FREE Choice-** Ask your child about his or her interests? Let them choose something to read, write or learn more about today.

## Math Mania:

Choose 3 to 4 math learning opportunities to build and reinforce your math skills.

- **Khan Academy:** If you have internet access, it is recommended that your child utilize the Khan Academy modules with built-in instruction to support math learning at least 3 days a week. Select your grade level or type in the web address and select the GET STARTED button. (Counts as one each day) If needed, students may select a different grade regardless of age.

2nd grade math <https://www.khanacademy.org/math/cc-2nd-grade-math>

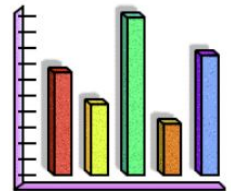
3rd grade math <https://www.khanacademy.org/math/cc-third-grade-math>

4th grade math <https://www.khanacademy.org/math/cc-fourth-grade-math>

5th grade math <https://www.khanacademy.org/math/cc-fifth-grade-math>

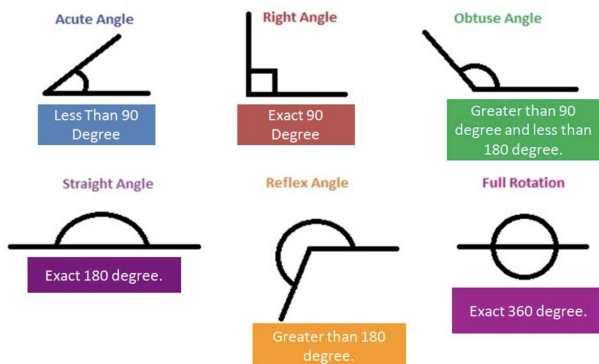
6th grade math <https://www.khanacademy.org/math/cc-sixth-grade-math>

- **Graphing:** Go through your toys and put them in groups. Stuffed animals in one group; trucks and cars in another group; dolls in another group; crayons in another group. Count how many items you have in each group and create a pictograph or bar graph to show how many toys in each group.



- In **SciGirls: Dolphin Dive** the girls learn about dolphins and how to make a bar graph.
  - Roll a die 50 times and keep tally marks of how many times each number is rolled. Make a bar graph of your results. Talk to a family member about how you labeled your graph.

### TYPE OF ANGLES



- **Angles:** You can use your arms to make angles. Practice making right, acute, obtuse, straight, reflex, and full rotation angles with a family member. Find examples of each angle in your home.

- **Explore Symmetry:** Write all the capital letters in the alphabet. How many letters have one line of symmetry, more than one line of symmetry, or rotational (turn) symmetry? Fold a piece of paper in half. Draw a curvy line along the folded edge of the paper and cut it out. What does the shape look like when you unfold the paper? Fold a piece of paper in half and cut out some of these shapes- rectangle, square, star, the letters H and M, a person, a triangle. Describe the shape when you unfold the paper.

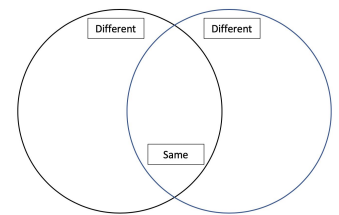
- **Rotational Symmetry:** In *Cyberchase: The Secrets of Symmetria*, Dr. Marbles built a symmetrizer to make everything perfectly symmetrical. Rotational (turn) symmetry is the property a shape has when it looks the same after a partial turn. Look around your house or outside and try to find 5 objects that have rotational symmetry. Talk to a family member about why you chose your item. (ex: the symbol for recycling because it looks the same after a partial turn.)
- **Multiplication/Division:** Find a variety of objects around your house (ex: jar of buttons, pencils, pens, erasers). Divide the items into a variety of equal groups. Did you have groups that had any left over (remainders)? Talk to a family member about any patterns you noticed. Represent your grouping by writing your multiplication and division representation.
- **Multiplication War:** Play Multiplication War by dealing an entire deck of cards to two people. Each person turns over two cards to find the product. The player with the highest product wins all four cards. Play until the deck is gone. Play again and turn over three cards.



## THINK like a Scientist!


Choose at least 2 - 3 science learning opportunities for the week.

- **Collect Data:** In *SciGirls: High Tide*, they collected data to see if there were more spotted eagle rays detected when red tide was present or when it was not. Time for you to collect your own data! Go outside and collect data on the number of animals or insects you see in the morning. Repeat this activity in the afternoon. Which time of day did you see more animals/insects?
- **Compare/Contrast:** In *Nova*, you learned about Mars. Use a Venn Diagram to compare/contrast the Earth and Mars.
- **Stay Active:** Schedule several times throughout the day to do some type of exercise activity and choose one of the methods below to log what you have done:
  - Keep a self reporting activity log for a week listing the activity you do, rating the level of difficulty and the likeability of the activity. Make sure to add a key so you know what each rating stands for.
  - Use pictures on a week long calendar to log your physical activity.
  - Make up a cheer about your favorite physical activity.
- **Gears:** In one *Cyberchase* episode the team learned about gears. What are gears? How do they work? Do one of the following activities:
  - Walk around your house with an adult and look for gears? If you have a bike, find the gears on your bike.
  - Draw a picture of the gears?
  - How many "teeth" does the big gear have? How many teeth does the smaller gear have?
  - If the bigger gear turns once, how many times does the smaller gear turn? Why is that?



## FUN ZONE

- ★ **Get active**-Create an obstacle course for the family. Time yourself, can you beat your time?
- ★ **Perform** an original song or dance.
- ★ **Play** a family game (Uno, Heads Up, Battleship, Guess Who, etc...)
- ★ **Make a masterpiece** - use art chalk, paint, crayons, etc.
- ★ Check out the PBS kids for specific games and additional learning opportunities for



# Fun With Poetry (From ReadWorks.org)

## Learn about three types of poems.

Let's celebrate the season of spring with poetry! Spring is a time when life begins again. Flowers bloom. Many baby animals are born. Which poem is your favorite?

### Rhyming

In a rhyming poem, the same sounds of two or more words repeat. The words that rhyme are often at the ends of lines.

The poem below is a quatrain. It has four lines in each stanza. A stanza is a grouping of lines. In a quatrain, the last words in lines two and four must rhyme. Can you find the rhyming words below?

#### Hello Again

Listen! Do you hear it?  
The quacking of beaks,  
As mallards return  
To lakes, ponds, and creeks.

They've come back to build nests,  
And sunbathe on rocks,  
And raise little ducklings  
To add to their flocks.

—Marie E. Cecchini



*Juniors Bildarchiv/Photolibrary*

### Acrostic

In an acrostic poem, each line describes the topic word. Each letter of the new line. This poem about a flower uses the letters in the word flower to



poem, each line describes the topic word. Each letter of the new line. This poem about a flower uses the letters in the word flower to begin each line.

Fragrant  
Lovely  
Opened wide  
Wind blows  
Eager bee  
Ready

—Rachelle Kreisman

## Haiku

A haiku (HIGH-koo) is a type of poem from Japan. It is usually about nature. A haiku has three lines. The first line has five syllables. The second line has seven syllables. The third line has five syllables.

### The Colt

Frisky—full of pep.  
Gallop through the green grass.  
Always moving. Free.  
—Connie Unsworth



Stephanie Krause-Wieczorek/Photolibrary

Copyright © 2009 Weekly Reader Corporation. All rights reserved. Used by permission.  
Weekly Reader is a registered trademark of Weekly Reader Corporation.

## Comprehension Questions

1. What is a quatrain?
  - A. a kind of poem in which each line describes the topic word
  - B. a kind of poem in which each line has a specific number of syllables
  - C. a kind of poem in which the last words in lines two and four rhyme
  - D. a kind of poem in which none of the words rhyme
2. What does the acrostic poem by Rachelle Kreisman describe?
  - A. a flower in the springtime
  - B. the sound of ducks quacking
  - C. a young horse, galloping in a field
  - D. flocks of little ducklings
3. Read these sentences from the text.

"In a rhyming poem, the same sounds of two or more words repeat. The words that rhyme are often at the ends of lines.

The poem 'Hello Again' is a quatrain. It has four lines in each stanza. A stanza is a grouping of lines. In a quatrain, the last words in lines two and four must rhyme."

Based on this information, what can you infer about the relationship between rhyming poems and quatrains?

- A. A rhyming poem is a kind of quatrain.
- B. A quatrain is a kind of rhyming poem.

- C. A rhyming poem is the same thing as a quatrain.
- D. Rhyming poems and quatrains have nothing in common.

4. Read this poem from the text.

*"The Colt  
Frisky—full of pep.  
Gallop through the green grass.  
Always moving. Free."*

How could the colt in this poem be described?

- A. tired and upset
- B. lost and sad
- C. energetic and lively
- D. happy and hungry

5. What is this text mostly about?

- A. the ducks returning to lakes, ponds, and creeks in the spring
- B. the celebration of spring through three different kinds of poems
- C. all of the different kinds of poems that exist
- D. the different ways that bees pollinate flowers in the spring

6. Why might the author have included three poems in the passage?

- A. to give an example of each kind of poem described in the passage
- B. to persuade readers that all poems should rhyme
- C. to explain the difference between a stanza and a quatrain
- D. to compare and contrast acrostic poems with haikus

7. Read this excerpt from a poem from the text.

*"Listen! Do you hear it?  
The quacking of beaks,  
As mallards return  
To lakes, ponds, and creeks."*

What does the word "it" refer to here?

- A. the lakes, ponds, and creeks
- B. the sound of mallards building nests
- C. the little ducklings added to the flocks
- D. the quacking of beaks

8. A haiku has three lines. How many syllables are in each line of a haiku?

9. What makes "Hello Again" a quatrain? Support your answer with evidence from the text.

10. Contrast haikus and quatrains, using the poems "Hello Again" and "The Colt" from the text.